

**Nectar Meditech**

**BestTop<sup>®</sup>**

BEYOND LIPOSUCTION

■ Portable PAL

■ Suction Machine

■ FatFilter

■ Nano FatFilter

■ Small Bone saw

■ Pen type saw drill

■ Meso needles

■ PAL with Infusion ( 2in1 )

■ PAL with Infusion & Suction machine ( 3in1 )

**Dr Rajesh Vekariya**

☎ +91 98258 11369

# Power Assisted Liposuction Equipments

## 01. Portable - Easy to carry - Power Assisted Liposuction ( PAL )

1. Light weight hand piece
2. Least vibration feel
3. 4.5mm - 150-4000 oscillations/ min
4. CE certified and 2 years warranty with 10% of unit cost / year, warranty extension for two more years ( CMC )
5. Easy to carry attractive bag for freelancer practicing surgeons
6. Unit set with necessary accessories like

Autoclavable 3 meter long transparent suction tube

5 cannulas of surgeon's choice

Aluminium box for cannulas

Extra hand piece connecting cable

Manual handle for cannulas

Skin protectors



# Power Assisted Liposuction Equipments

## 02. 2in1 make in india PAL

1. A make in India product
2. Provision for 2 PAL hand piece attachment- can work to-gather
3. Infusion pump with 500ml/min capacity with prefix volume mode and live measurement of volume infused.
4. Wireless foot pedal (optional)
5. Hand piece, Connecting cable, Cannula and suction tube- everything Autoclavable
6. 2 years warranty with 10% of unit cost / year, warranty extension for two more years ( CMC )
7. Small easy to carry in attractive bag for freelancer practicing surgeons
8. Unit set with necessary accessories like
  - Autoclavable 3 meter long transparent suction tube
  - 5 cannulas of surgeon's choice
  - Aluminium box for cannulas
  - Extra hand piece connecting cable
  - Manual handle for cannulas
  - Skin protectors



# Power Assisted Liposuction Equipments

## 03. 3in1 make in India PAL

1. A make in India product
2. Provision for 2 PAL hand piece attachment- can work to-gather
3. Infusion pump with 400( +/- 20)ml capacity with prefix volume mode and live measurement of volume infused.
4. 150-680mm of Hg negative pressure creating oil free suction machine
5. < 65 dB noice
6. 1HP, >80lit/min capacity suction power.
7. Foot switch controller / continuous on options.
8. Wireless foot pedal for PAL & infusion (optional).
9. Hand piece, Connecting cable, Cannula and suction tube- everything Autoclavable
10. 2 years warranty with 10% of unit cost / year, warranty extension for two more years ( CMC ).

# Power Assisted Liposuction Equipments

## 03. 3in1 make in India PAL

### 12. Unit set with necessary accessories like

Two 2-liter jars and two 4-liter jars for suction

Autoclavable 3-meter long transparent suction & infusion tube

Five cannulas of surgeon's choice

Infusion cannula and silicone infusion tube

Aluminium box for cannulas

Extra handpiece connecting cable

Manual handle for cannulas


Skin protectors Two 2-liter jars and two 4-liter jars for suction

### 13. Max weight 40kg

2. 99x166mm

# Power Assisted Liposuction Equipments

## 04. Cannulas for Liposuction



### 01. Infusion/ Infiltration cannulas


- 2.0x300mm
- 2.5x300mm
- 2.0x350mm
- 2.5x350mm

### 02. Liposuction cannulas

#### Aggressive type



- 1. Double Mercedes**  
360° of extraction  
Aggressive  
Good for fibrous tissue and large-volume extraction



- 2. 5 hole triangle**  
270° of extraction  
Aggressive  
Ports can be directed away from the skin to prevent surface irregularities



- 3. Single Basket**  
270° of extraction  
Aggressive  
Ideal for debulking, dissection, and pre-tunneling  
Good for breaking up fat without suction, prior to sculpting and extraction



- 4. Helixed**  
270° of extraction  
Aggressive  
Designed for high-fibrous areas  
Ideal for gynecomastia cases




- 5. 15 hole rapid extraction**  
360° of extraction  
Design for rapid extraction of large volume of fat  
Ideal for big Liposuction case




- 6. Double Basket**  
270° of extraction  
Aggressive  
Ideal for debulking, dissection, and pre-tunneling  
Good for breaking up fat without suction, prior to sculpting and extraction


#### Moderate Aggressive type



- 1. Single Mercedes**  
360° of extraction  
Moderately aggressive  
The most popular cannula style



- 2. Three hole triangle**  
270° of extraction  
Aggressive  
Ports can be directed away from the skin to prevent surface irregularities



- 3. Three hole in line**  
90° of extraction  
Moderately aggressive  
Ports can be directed away from the skin to prevent surface irregularities

#### Non Aggressive type



- 1. 30 hole Multi-Hole harvesting**  
360° of extraction  
Non-aggressive  
Produces small lobules for small-volume grafting  
Also ideal for fine sculpting and feathering



- 2. Single hole**  
90° of extraction  
Non-aggressive  
Good for sensitive areas such as the neck and back  
Ports can be directed away from the skin to prevent surface irregularities

# Power Assisted Liposuction Equipments

## 05. Suction/ Infusion tubes

1. Liposuction tube : 9mmID, 15mm OD ( 3mm thickness)
2. Infusion tube : 7mmID, 11m OD ( 2mm thickness )
3. Infusion tube : 5mmID, 8mmOD ( 1.5mm thickness)



## 06. Suction canisters ( Jars )

1. 1lit high quality tough jar
2. 2lit high quality tough jar
3. 1lit high quality tough autoclavable jar
4. 2lit high quality tough autoclavable jar



## 07. Serosanguinous fluid collection bags


150ml collection capacity, leak proof skin puncture ( open ) cover which prevents spoilage of garments after liposuction.

3. 92x55mm

# Power Assisted Liposuction Equipments

## 08. Accessories for PAL

- Liposuction cannula
- Infiltration cannula
- Manual handle
- Aluminium box for cannula
- Cannula cleaning brush
- Silicone Skin protectors
- Pressure Infusion bag



# Tumescent infusion pump

## 1. Basic model

1. 10-990ml / min capacity
2. Foot switch control with continuous press on type.
3. 6mmID & 2mm thick Autoclavable 3 meter silicone tube.
4. Metal plunger ( attached to silicone tube ) to insert in tumescent container
5. 2.5mmX 300mm infusion cannula.
6. 1 year Warrenty



## 2. Advanced model (Make in India)

1. 10-480ml / min capacity with touch screen control.
2. Wireless ( optional ) foot switch control with one time press on type.
3. Continue live update of fluid volume (ml) being injected.
4. Prefix volume injection and auto power off after prefix volume been delivered
5. Control 6mmID & 1.5mm thick Autoclavable 3 meter silicone tube.
6. Metal plunger ( attached to silicone tube ) to insert in tumescent container
7. 2.5mmX 300mm infusion cannula.
8. 1 year Warrenty



# Suction machine

## 1. Basic model

1. Full SS body with 28kg weight
2. Oil free & much silent
3. 1Hp power & 90lit/min Displacement capacity
4. Vacuum pressure up to 800mm of Hg.
5. Pressure control by simple screw type valve
6. On / Off with main swich, no foot pedal control
7. 3 Glass jars with 2lit capacity
8. 3 metre Autoclavable silicone suction tube.



## 2. Advanced model (Make in India)

1. Full SS body with 28kg weight
2. Oil free & much silent
3. 1Hp power & 90lit/min Displacement capacity
4. Vacuum pressure up to 800mm of Hg.
5. Pressure control by simple screw type valve
6. On / Off with main swich, no foot pedal control
7. 3 Glass jars with 2lit capacity
8. 3 metre Autoclavable silicone suction tube.

5. 107x102mm

# Fat harvesting equipments

## 1. Advanced suction machine

Several studies indicate that pressures around -200 to -300 mmHg are safe and effective for harvesting viable fat for grafting & this can be precisely controlled by Advanced suction machine as compared to basic model.

## 2. Cannulas

1. 30 hole non traumatic Harvest cannula
2. Two hole in line cannula
3. Three hole in line cannula
4. Two hole Finesse cannula
5. Capistrano cannula
6. 15 Multihole harvest (Steven style ) cannula



## 3. Vacuum lock syringes

This syringe negative pressure building system is autoclave and Everytime use, new disposable regular syringes available in market can be used.

1. 50cc
2. 20cc
3. 10cc



# Fat harvesting equipments



## 4. Syringe snap locks

This snap lock is simple aluminium based lock system can be used for different size luar lock disposable syringes available in market.

1. For 50cc Syringe
2. For 20cc Syringe
3. For 10cc Syringe

## 5. Autoclavable suction jars

Main challenge is autoclavability for fat collection system. Transparent and high intensity polycarbonate 135 degree plus, heat standing plastic jar with cap available in two size.

1. 1000ml
2. 2000ml



# FatFilter system

A complete system to separate Fibrous tissue, Blood cells and Free oil released from damaged fat cells. And fat wash at end will prepare the harvested fat to use for fat transplant with very minimal handling to get maximum viable fat, which will reduce the volume loss post operatively and give best results.

## Components of FatFilter system \*

1. Suction tube from patient end (A)
2. Vacuum suction tube ( towards suction machine)(A)
3. Y - junction connector for suction tube & separated filtered fluid removal. (A)
4. Silicone brush to remove fibrous tissue from harvested fat. (E)
5. Clamp/Stopper (A)
6. Secondary Nylon mesh (200/300/400 micron holes filter ) (D)
7. 1lit & 2lit Canister / Jar (A)
8. Primary Fibrous tissue Cup Filter (E)
9. Canister cap with silicon seal
10. Canister holder to fix the system on IV stand (A)

**A = Autoclavable**

**E = ETO sterilised**

**D = Disposable- Single Use**



**Primary Fibrous  
Tissue Cup Filter**

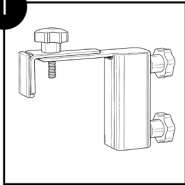
**Secondary Nylon mesh  
( 100/200/300/400/800 micron ) filter**

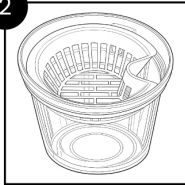


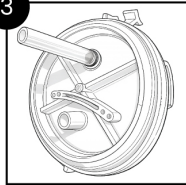
\*The design of this article is registered under the Designs Act. Any unauthorised reproduction, imitation, or duplication of this design, in whole or in part, is strictly prohibited and shall constitute an infringement actionable under applicable law.


# FatFilter system

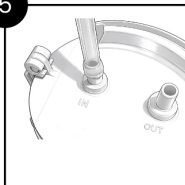
## How to use

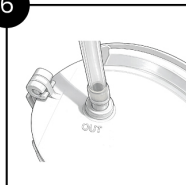
- 

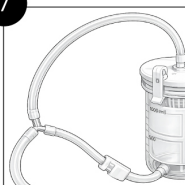
1 Attach the Metal handle with IV stand pole & fix the main canister with it in upright position
- 

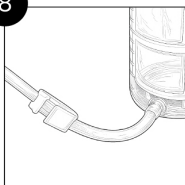
2 Put the secondary mesh filter in the canister first, then put the primary cup filter on it.
- 

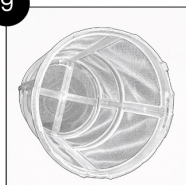
3 Attach 2 inch long silicone tube at "out" marked connection from below the canister cap.
- 


4 Take this 2inch tube outside the from Primary filter, then close the lid on canister and lock it.
- 


5 Connect tubing from patient end at "in". And small size tubing from Y connector at "out" mark on top of the lid.
- 

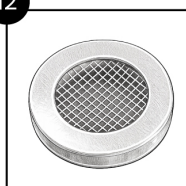
6 Attach another same size tubing at drainage hose at bottom of the canister and keep it unclamped (open the clamp if closed)
- 

7 Attach long and big tubing from Y connector to suction machine.
- 

8 After desired fat is received - Drain the excess fluid at bottom of canister by unclamping.
- 

9 Open the lid & add 200-400ml RL in fat in the secondary filter for wash & keep the filter inside the canister
- 

10 Slowly stir in one direction (clockwise or anticlockwise) using the provided ETO sterile silicone brush. Continue adding RL and draining until clear fluid exits the secondary filter.
- 

11 Remove the Silicone brush and take the fat from secondary filter with 50cc syringe with cannula - Which is ready for fat grafting
- 

12 Use Macro filter to make the fat uniform.

## Storage condition:

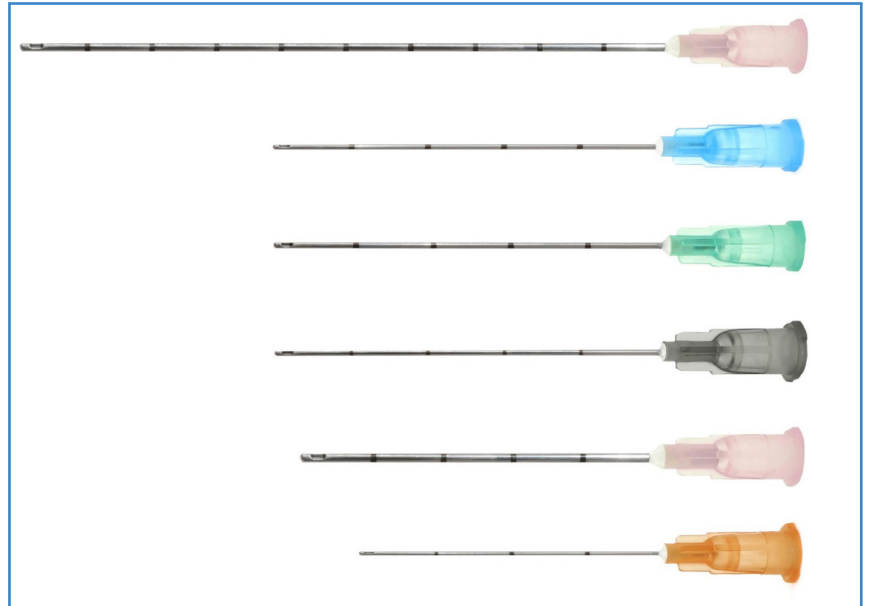
Keep cool dry and below 45°

- Double ETO sterile
- Autoclavable plus ETO sterile reusable and Disposable components.

# Fat grafting equipments


## 1. Disposable blunt needles for Fat/ Filler Graft

1. 18G
2. 21G
3. 22G
4. 23G
5. 25G
6. 27G



## 2. Luar lock syringes

1. Luar lock 1cc regular disposable syringe
2. Luar lock 1cc premium disposable syringe
3. Luar lock 1cc Glass syringe ( Autoclavable )



## 3. Syringe Gun

Common all in 1 syringe Gun for 10cc, 20cc & 50 cc syringes.



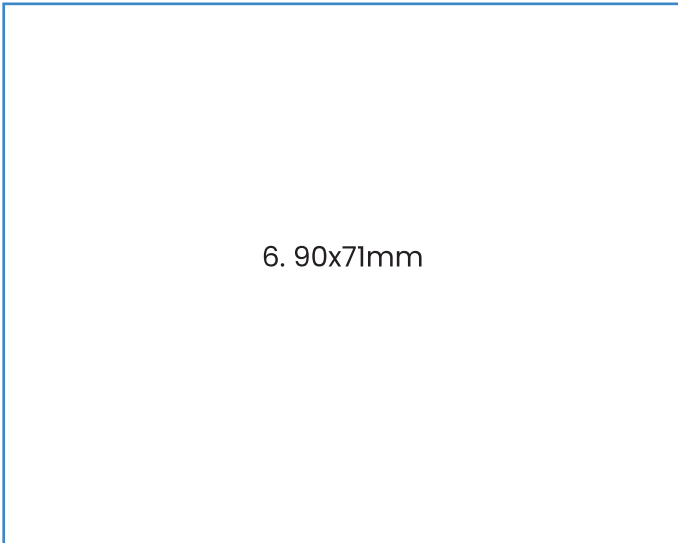
# Fat grafting equipments



1. Anerobic connectors 1.2/1.4 and 2.4mm size.

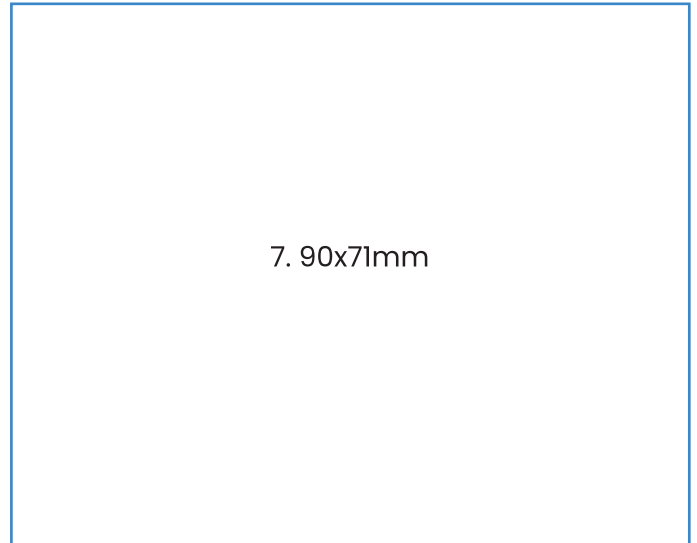


2. Disposable syringe connectors



6. 90x71mm

3. triple mesh nano fat filter set ( 100, 200, 400, 800 and 1000 micron disposable mesh filters )



7. 90x71mm

4. Single mesh Fat filter ( 100, 200, 400, 800 and 1000 micron disposable mesh filters )

# Small bone multifunction drill / K wire handle / saw

This is ultimate multifunction drill system with single hand-piece which can be attached with Drill / small K wire holder/ Saw & quick coupling drill bit attachment make it all in one autoclavable portable powerful tool with good torque for

1. Hand / foot small bones fixation
2. Corrective osteotomy for small bones
3. Marginal mandiblectomy
4. Fibula cutting for free flap surgery



# Micro ( 30/32/34 no. ) needles and 1cc luar lock syringes

## 1. Disposable short (6mm) needle

1. 30G
2. 32G
3. 34G



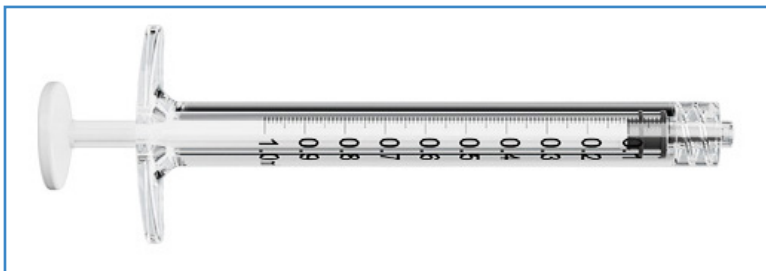
## 2. Multi tip needle for manual PRP injection

1. Multi tip 4 needles
2. Multi tip 5 needles
3. Multi tip 9 needles ( fix and adjustable length )
4. Multi tip 16 needles ( fix and adjustable length )



## 3. Luar lock syringes

1. Luar lock 1cc regular disposable syringe
2. Luar lock 1cc premium disposable syringe
3. Luar lock 1cc Glass syringe ( Autoclavable )



# Pencil type Micro saw system (Make in India)

Micro saw system is for Cranio Maxillo Facial surgeries with pencil like hand piece.

## Features which make it unique...

1. Autoclavable handpiece
2. Ultra light weight
3. High torc less noise
4. Saline sprinkle while functioning
5. Frequency max stroke per minute : 12300
6. Max drive speed: 4000rpm
7. Working direction: Horizontal/ Vertical & 90 degree.

**Reciprocating** ( with reciprocating motion, forward / reverse cutting direction )

**Sagittal** ( with sagittal motion, cutting direction parallel to the axis )

**Oscillating / Vertical** ( with oscillating motion, cutting direction 90° to the axis )





## OVERVIEW

Nectar Meditech is an independently owned company established in 2017 by two experienced doctors to create high-quality orthopedic implants, surgical instruments, & hospital-related products.

Managed by a consultant anesthesiologist and family physician, the company provides knowledge of its products, optimum utility training, and timely delivery. With a crystal clear foresight and innovative vision, the company aims to deliver the most innovative and optimum quality products with the best service to its customers worldwide.

## VISION

Nectar Meditech started with Vision of two doctors of facilitating seamless and cost-effective access to high-quality healthcare services globally. This involves connecting hospitals, doctors & patients with reputable healthcare providers, offering quality service, instruments or equipments globally and focusing on patient-centric value based services with continuous innovative ideas and its implementation.

## MISSION

The mission of Nectar Meditech is to enhance global access to superior healthcare by providing comprehensive and tailored solutions. This involves fostering partnerships with hospitals and healthcare providers & delivering transparent and ethical services with prioritizing patient safety, and continually innovating to ensure a positive and stress-free experience for individuals seeking medical treatment related solutions globally.

# BestTop<sup>®</sup>

BEYOND LIPOSUCTION

***You IMAGINE - We MATERIALISE***

Phone:  
**Dr Rajesh Vekariya**  
+91 98258 11369

Website & Mail:  
**www.bestop.in**  
**nectarmeditech@gmail.com**

Address:  
**101, FF, Western Plaza, Simada Naka, Ranchhod**  
**Nagar, Nana Varachha, Surat, Gujarat 395013**